



April Holiday Activity Booklet

Preschool–Kindy





Hey kids, this book is jam packed with super fun activities, including games, find-a-word, science experiments, art activities and heaps more!

We'd love to share - so mums, dads and carers share your child's finished activities with us at



@midcoastlibraries

Illustrations: Stephen Michael King
www.stephenmichaelking.com

This booklet brought to you by:

Midcoast Libraries

www.midcoastlibraries.com.au

Manning Regional Art Gallery

www.manningregionalartgallery.com.au

Midcoast Council


www.midcoast.nsw.gov.au




Spot the Difference

Can you spot all **five** differences between picture A and picture B?

Picture A



Picture B



Dot to Dot


Join the dots to reveal this Australian native animal.
Remember to colour your picture in.



I am an ECHIDNA


Rainbow Koala Standup

1. Print out and colour in Rainbow Koala
2. Stick to cardboard
3. Cut around the dotted lines
4. Use sticky tape to stick the triangle stand to the back of your Rainbow Koala




Apple Maze


Can you help the worm find its way out of the apple?



Complete the Picture



Use this completed image as a guide to finish the picture below. Colour your picture.



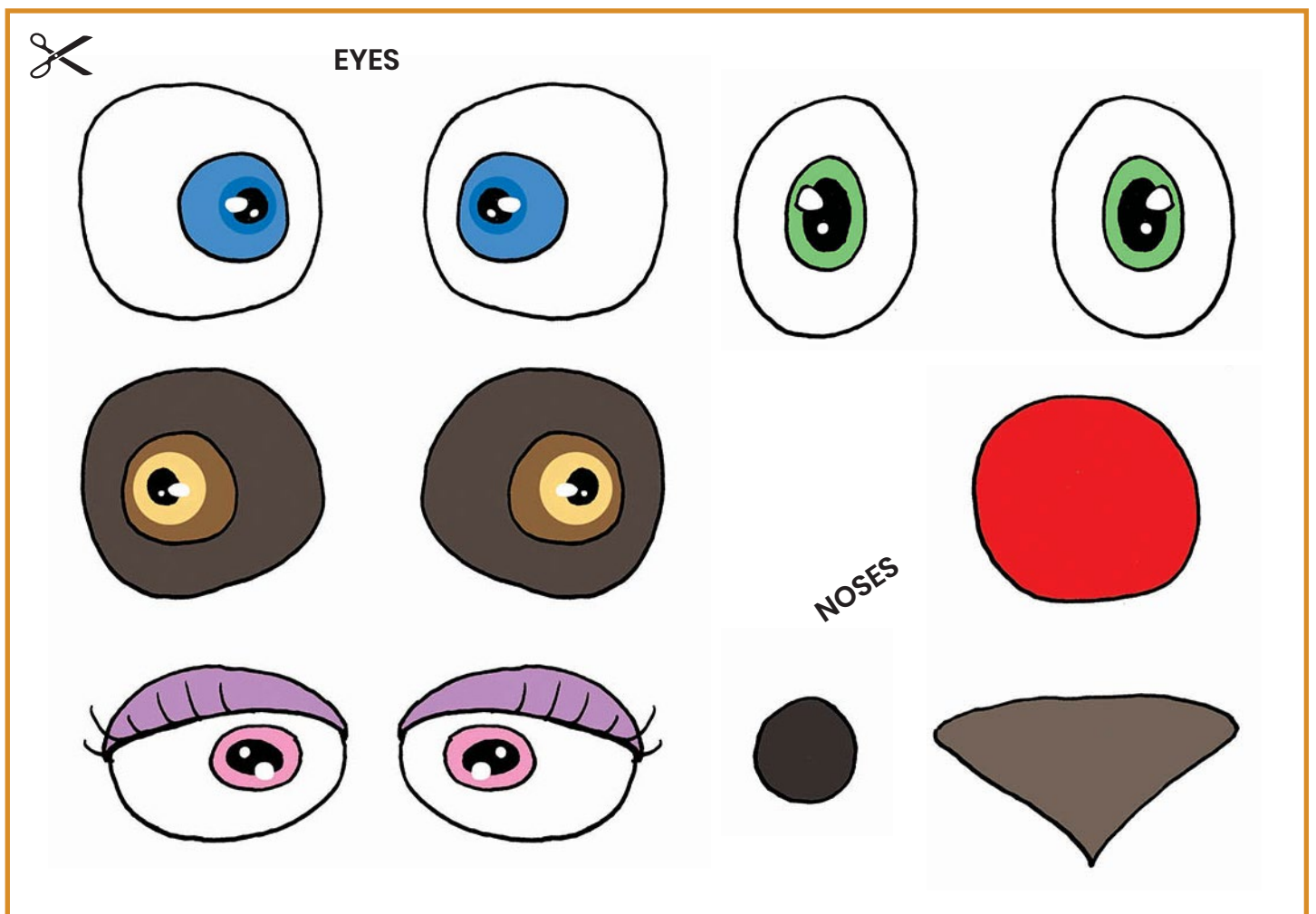
Paper Plate Portrait

What you need:

- ⦿ paper plates (plain colours)
- ⦿ photocopies of face parts
- ⦿ knitting yarn or wool
- ⦿ glue
- ⦿ textas, pencils or crayons

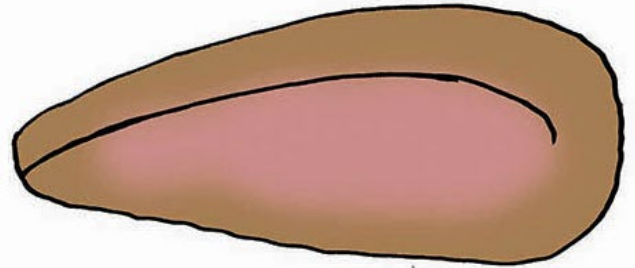
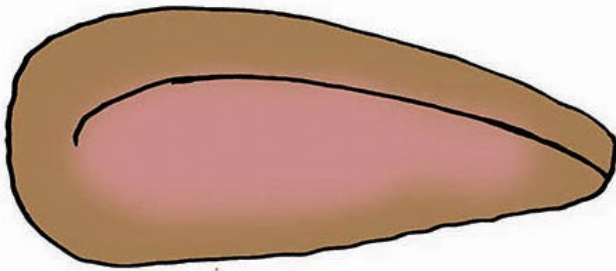
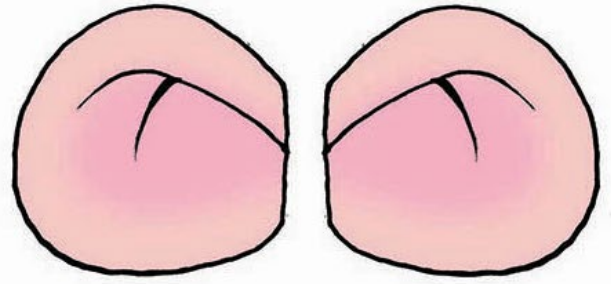
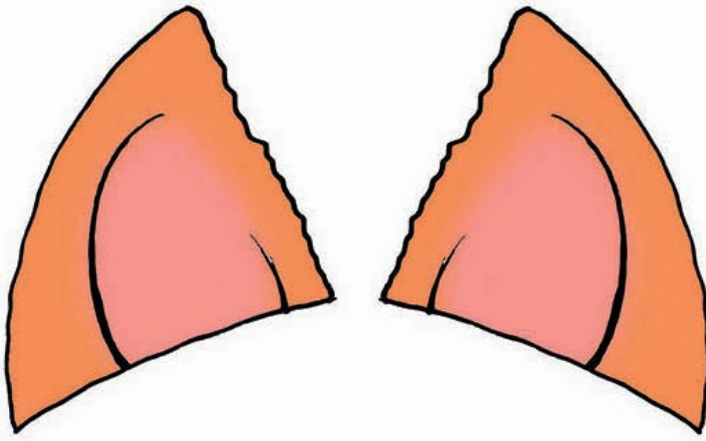


Cut out the face parts and stick them on the plates.
Add wool and yarn for hair and use your textas to add more fun features.

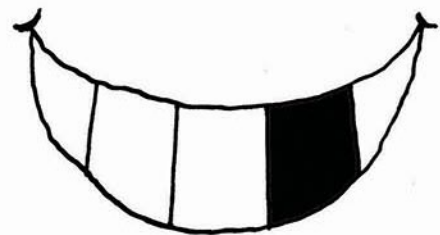
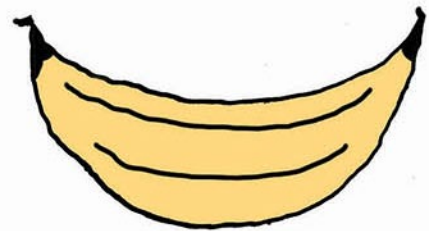

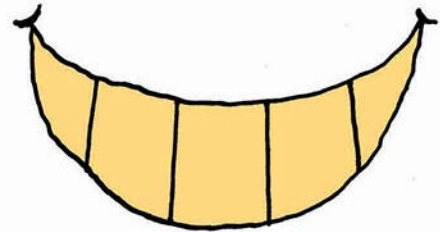
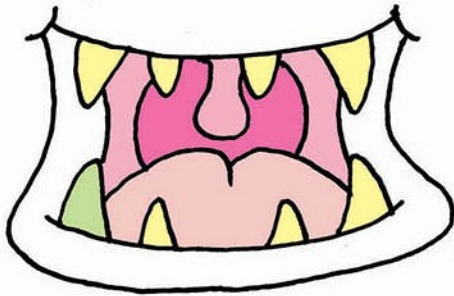




EARS

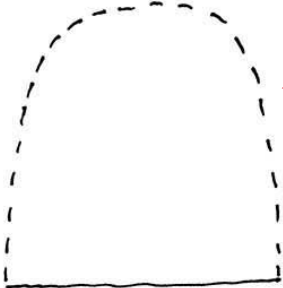




MOUTHS




Creature-ama

Cut out the items below to create your own storyboard on the landscape.





Create one of your own




Match Up

Match the animals to their homes.



Create a Message Stick

Indigenous artists have used desert grasses, wood, fibre and found materials to create objects that convey messages and information in the form of a message stick.




How to create your own message stick or rock:

- ⑥ Find a special twig or rock.
- ⑥ Tie a piece of yarn or string to your object and begin to wrap.
- ⑥ Add found objects like leaves, seeds or beads to your message stick to help tell your story.



Find a Word

Can you find the hidden australian animals?
Colour the words in as you find them.




DINGO ECHIDNA JOEY EMU KOALA

A	U	J	I	U	A
N	J	X	V	L	E
D	I	O	A	P	M
I	F	O	E	W	U
H	K	T	F	Y	D
C	D	I	N	G	O
E	J	S	Z	X	X

Bunyip Bushwalk Game

What you need:

- Ⓒ a game board (following 2 pages)
- Ⓒ a die
- Ⓒ a game character piece for each player



How to play:

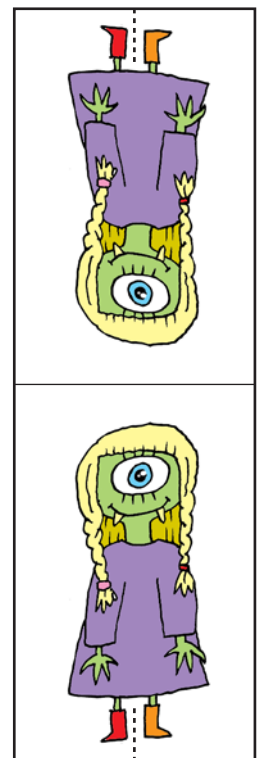


Cut out the bunyips below and make the stand-ups.
You could glue them to cardboard to make them stronger.

Take turns to roll the die and move your bunyip around the board.
The first player to make it to the picnic is the winner.

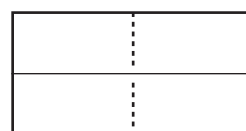
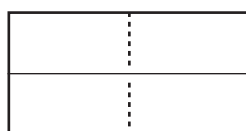
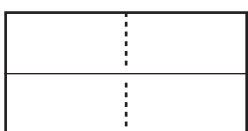
Increase the difficulty – roll the exact number on your die to win!


Happy bushwalking.

✂ Characters



Bases





A tree is over the track
Go back 3 spaces

Follow the black cockatoo
Go back 2 spaces



You see a koala
Jump ahead 1 space

Leap frog ahead
1 space

Swim with the turtle
Miss a turn

Take a photo of the waratah
Go back 4 spaces

You take a nap under the trees
Miss a turn

You spot a waratah
Jump ahead 2 spaces

Watch the goanna
Miss a turn

Follow the snail trail
Go back 3 spaces

Follow the lorikeet
Jump ahead 3 spaces

Start



You see a
kookaburra
**Jump ahead
2 spaces**



You lost
your hat
**Go back
2 spaces**

You find
water
**Jump ahead
2 spaces**



There is a
swarm of
bees ahead
**Go back
2 spaces**



Watch the
brush-tailed
possums
Miss a turn



You are
bitten by
a bull ant
**Go back
2 spaces**



You forgot your
water bottle
**Go back
4 spaces**

Follow the
kangaroo
**Jump ahead
3 spaces**



Clear the way
for the echidna
**Go back
1 space**



Crazy Creature



Draw a crazy
creature or your
favourite animal.

A large, empty rectangular box with a thin teal border, intended for a child to draw a crazy creature or their favorite animal. The box occupies most of the page's vertical space.

Bubbly Colours



This simple kitchen science experiment is a fun learning activity. Combining vinegar, bicarb and colouring makes all sorts of oozing, bubbling, colourful reactions.

What you need

- ⦿ 3 large teaspoons of bicarb soda (or baking powder)
- ⦿ white vinegar
- ⦿ different food colourings
- ⦿ muffin tin
- ⦿ teaspoon
- ⦿ a table, preferably outside



What to do

Set this experiment up outside if you can, because to make it work properly it has to get a bit messy and bubble over.

Use a different muffin cup for each colour.

We used three colours in this experiment.

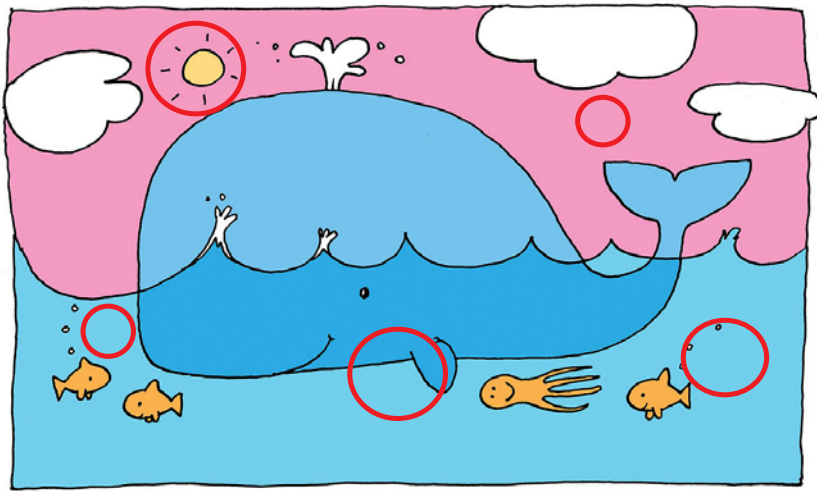
Start by half-filling each muffin cup with vinegar.

Put a couple of drops of each colour into the different cups of vinegar in the muffin tin.


Now place one heaped teaspoon of bicarb into each cup and watch the colours fizz!




Solutions



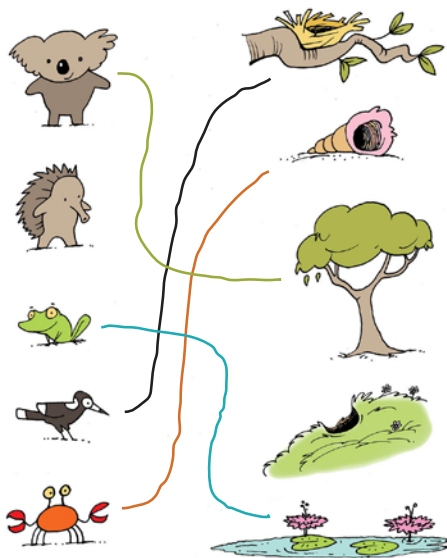
Spot the Difference



Dot to Dot



Apple Maze



Match Up

A	U	J	I	U	A
N	J	X	V	L	E
D	I	O	A	P	M
I	F	O	E	W	U
H	K	T	F	Y	D
C	D	I	N	G	O
E	J	S	Z	X	X

Find a Word

Enjoy **Great** kids books read by well known faces with



Cat and Dog

Read by Arthur McBain



Koalas Eat Gum Leaves

Read by Rohan Browne




Alpacas with Maracas

Read by Jimmy Rees and
Matt Cosgrove




Go Home Cheeky Animals!

Read by Soraya Briggs



Cowzat

Read by Nelly Thomas



Pig the Pug

Read by Aaron Blabey



The Last Peach

Read by Gus Gordon



Barney

Read by
Yasmin Greenhalgh




My Dog Bigsy

Read by Alison Lester



Hickory Dickory Dash

Read by Jay Laga'aia



Little Piggy's Got No Moves

Read by Phillip Gwynne



Wombat Wins

Read by Helen Glover

plus lots more to choose from . . .

Explore enriching, educational and entertaining films and TV series for the kids with **Kanopy**



Visit www.midcoastlibraries.com.au/eServices to access these fantastic online services.